

D2000 Series: Muldipol Military Antennas

VHF Models

Description

Our Muldipol line of VHF & UHF dipole antennas have been specifically developed for air traffic control, ground-to-air, ground-air-ground, and naval applications.

TACO Antenna's multiple output antenna design offers the operation of up to three stacked dipoles operating simultaneously within one radome.

Reliable


- Rugged lightweight construction
- Transportable and compact
- Long-term life cycle results in cost savings
- 3 year warranty

Reduce Footprint

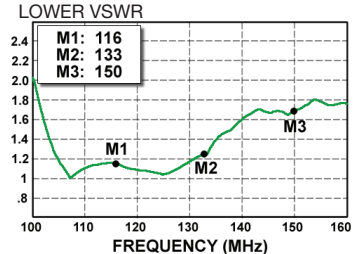
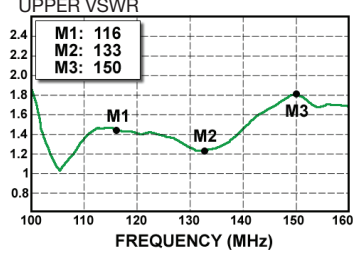
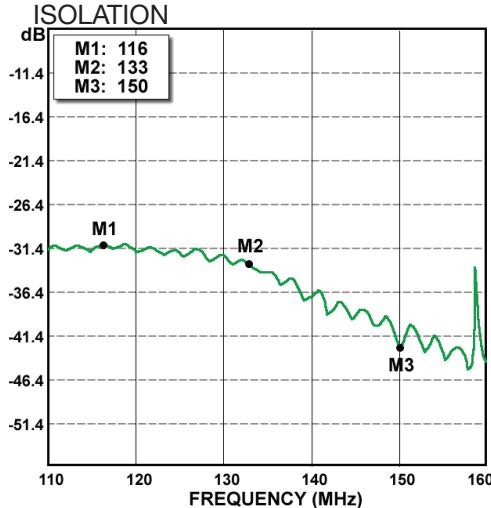
- Multiple outputs
- Combination of VHF frequencies
- High isolation between antenna elements

Proven Performance

- Used by NATO military forces/defence contractors around the world
- MIL-STD-810F
- Reduced installation time/cost for permanent installations



Model D2212 Electrical Test Results



TACO Antenna's ongoing policy of continuing development may result in specification changes to its products.

SPECIFICATIONS

Environmental

- Tested to MIL-STD810F
- Operational Temp -40° to 70°C (-40° to 158°F)

Electrical

- Polarization Vertical
- Omni Directionality within 1 dB
- VSWR (max.) 2:1
- Connector Type "N" Female
- Impedance 50 Ohms
- Applied Power 350 W Continuous
- Vertical Beam Deviation ±10° (horizon)

MODEL	NUMBER OF CONNECTORS				GAIN (dBi)	ISOLATION MIN (dB)	HPBW (°)	MAST OD (IN)	LENGTH (IN/CM) T-TOTAL U-UPPER L-LOWER	WEIGHT (LBS/KG)	SECTIONAL	NSN
	FREQUENCY (MHz)											
	108-174	116-150	118-136	150-174								
D2212		2			2.0	30	75	3	153.8/390.7	14.0/6.4	-	5985-01-315-7443
D2212A				2	2.0	30	75	3	121.4/308.4	12.5/5.7	-	-
D2216		1			2.0	-	75	1.5-3	54.5/138.4	5.5/2.5	-	5985-01-050-7522
D2260			3		2.0	27	75	3	T-196.5/499.1 U-140.0/355.6 L-56.5/143.5	25.0/11.3	2 PIECE	5985-01-438-1459
D2260-A				3	2.0	27	75	3	T-193.5/491.5 U-131.0/332.7 L-62.5/158.8	25.0/11.3	2 PIECE	-
D2268	1				5.5	-	25	3	200.0/508.0	23.3/10.6	-	-

WIND LOAD SPECIFICATIONS

MODEL		D2212	D2212A	D2216	D2260	D2260A	D2268
ANTENNA PROJECTED AREA (ft ²)	NO ICE	1.95	1.61	0.55	2.58	2.57	3.30
	1/2" RADIAL ICE	3.07	2.53	0.93	3.94	3.93	4.80
BENDING MOMENT (ft-lbs)	*NO ICE	296.2	191.6	31.5	518.5	514.7	733.7
	**1/2" RADIAL ICE	121.3	78.9	13.4	201.9	201.1	267.9
***SURVIVAL RATING (mph) (NO ICE)		110	140	150	-	-	120

* Wind Speed = 100MPH

** Wind Speed = 50MPH

*** Safety Factor of 1.65 Included Per TIA-329

TACO Antenna can also offer UHF and combined VHF/UHF multiple antenna combinations / options.

Please contact us for further details.

TACO Antenna's ongoing policy of continuing development may result in specification changes to its products.

TELEPHONE

United States: 866.975.4433
Canada: 519.756.7157
Europe: (+44)07765.583491
All Other Regions: 717.975.0885

TACO ANTENNA

(A division of Wade Antenna, Inc.)
29 Sharp Road, Brantford, Ontario
Canada N3T 5L8
www.tacoantenna.com

EMAIL

United States: sales@tacoantenna.com
Canada: cansales@tacoantenna.com
Europe: jbarton@tacoantenna.com
All Other Regions: sales@tacoantenna.com
SPEC0030_F02