

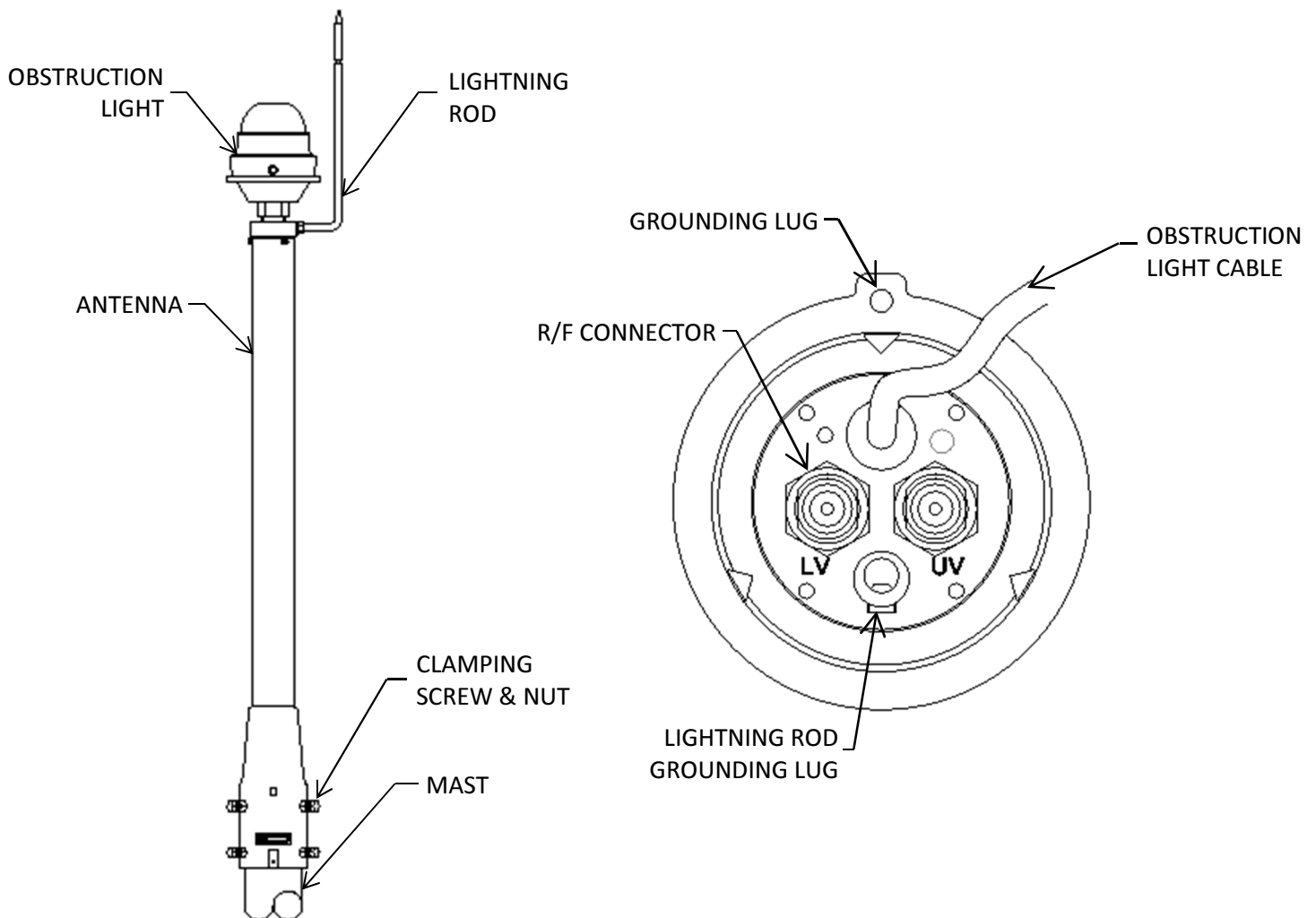
D5000 SERIES MULTIPOL

WARNING!!

A QUALIFIED STRUCTURAL ENGINEER SHOULD BE CONSULTED PRIOR TO MOUNTING AN ANTENNA ON A TOWER OR SUPPORT STRUCTURE.

ASSEMBLY

- 1) If shipped with a Lightning Rod, screw it into the threaded hole at the top of the antenna, then tighten nut to lock it in place. Ensure the lightning rod is oriented as shown below.
- 2) Loosen the clamping screws and nuts on the antenna
- 3) Pull downleads up through the mounting pipe and connect them to the appropriate connectors on the antenna.
- 4) If your antenna is equipped with a lightning rod also attach the cable for it at this time (See Grounding Procedure below).
- 5) Slide the antenna onto the mounting pipe (mast, Not Included).
- 6) Secure the clamping screws by slowly tightening and alternating between them, making sure to keep the mounting pipe centered with the antenna.
- 7) After the clamping screws are completely tightened lock them in place by tightening the hex nuts.
- 8) If shipped with an obstruction light, have a qualified electrician perform required work to connect to the power supply.
- 9) Weatherproof all connections appropriately.



GROUNDING

To help protect your antenna and receiver from lightning damage, you should ground your equipment, to do so follow the instructions below. If your antenna is equipped with a lightning rod refer to Figure 1, if your antenna is not equipped with a lightning rod see Figure 2.

- 1) Slide the ground wire (#6 recommended) into the ground lug as shown below and tighten the set screw.
- 2) Connect the ground wire to a ground rod driven at least four feet into the ground.
- 3) Keep the antenna and cable a safe distance from any power lines.

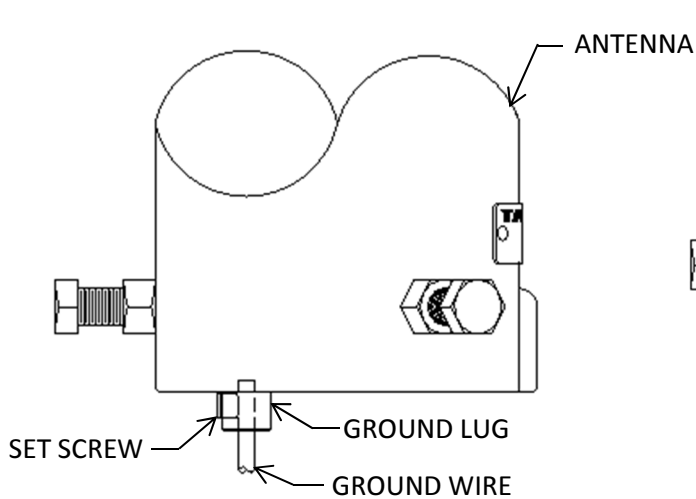


Figure 1: LIGHTNING ROD EQUIPPED ANTENNA

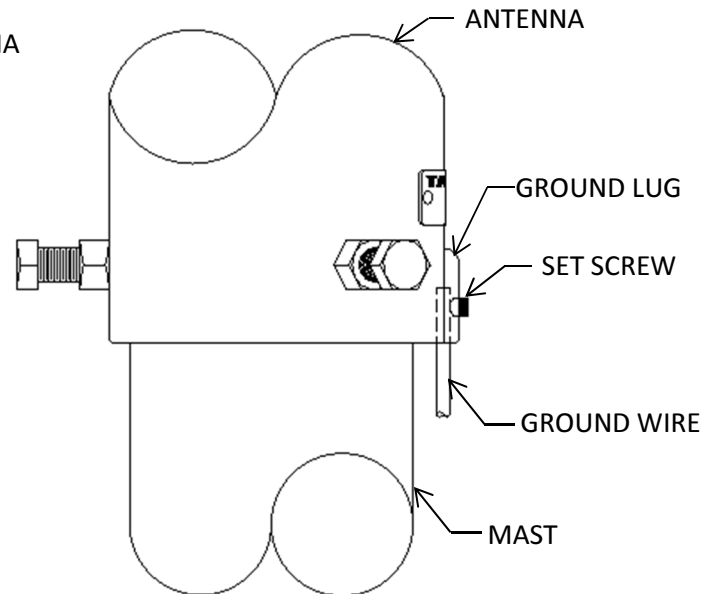


Figure 2: ANTENNA WITHOUT LIGHTNING ROD

REPLACEMENT PARTS

To obtain replacement parts please contact us directly at our offices at:

Canada

Tel: 519-756-7157

Fax: 519-756-5056

U.S.A./Int'l

Tel: 717-975-0885

Fax: 717-763-0469

Email: sales@tacoantenna.com

Website: www.tacoantenna.com