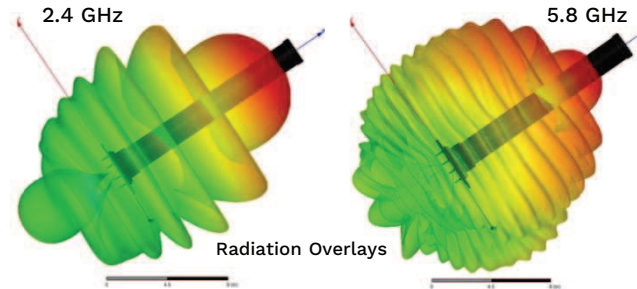
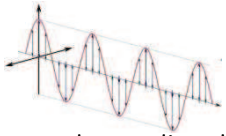


Model: DH2415/5815-NF



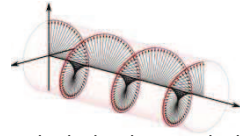
Antenna Polarization is Critical!



Linear Polarization

Drones have linearly polarized (LP) antennas. If controller and counter drone antenna is LP (stick, Yagi, or Log Periodic), when drone pitches or rolls, antennas get misaligned.

LP to LP antennas when perpendicular:
Signal strength down 20dB



Circular Polarization

With helical Circularly Polarized (CP) Wade Antenna on counter drone system to LP antenna on drone, the signal to drone is much stronger.

CP to LP antenna, any drone orientation:
Signal strength down 3dB

This dual frequency 2.4 & 5.8 GHz, circularly polarized Wi-Fi antenna is designed to transmit maximum energy in one direction. It's the ideal solution for counter-drone, anti-drone, elevator shafts and tunnels, mesh networks, WiMax, ISM, VOIP, video surveillance, downtown corridors, parking lots, wireless security cameras and warehousing.

Wade CP helicals perform FAR better against maneuvering drone to deliver max signal strength:

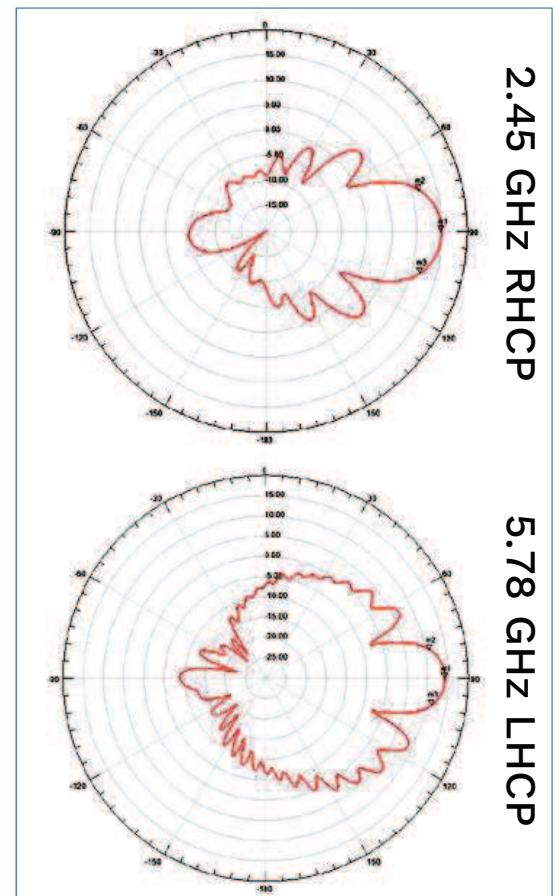
> Up to 17 dB stronger signal from Wade CP Helical Antenna, for any drone orientation

ELECTRICAL

FREQUENCY	2.4 – 2.5 GHz	5.7 – 5.85 GHz
GAIN	15.2 dBic	14.6 dBic
IMPEDANCE	50 Ohm	50 Ohm
VSWR	2:1	2:1
F/B RATIO	>20 dB	>20 dB
POLARIZATION	RHCP	LHCP
HALF POWER BEAMWIDTH	30°	19°
TERMINAL TYPE	SMAF	SMAF
MAX INPUT POWER	50 W	50 W

MECHANICAL

LENGTH	16.1 in (41 cm)
RADOME DIAMETER	2.0 in (5.1cm)
GROUND PLANE DIAMETER	4.5 in (11.5 cm)
WEIGHT	1.05 lb (0.5 kg)
HOUSING	Polycarbonate
COLOR	Flat Black
MOUNTING	4 studs



EXISTING SINGLE FREQUENCY ANTENNAS



H1024



H2024



H2058

ELECTRICAL

MODEL	H1024	H2024	H2058
FREQUENCY	2.4 – 2.5 GHz	2.4 – 2.5 GHz	5.7 – 5.85 GHz
GAIN	15 dBic	18 dBic	18 dBic
IMPEDANCE	50 Ohm	50 Ohm	50 Ohm
VSWR	1.5:1	1.5:1	1.5:1
F/B RATIO	>20 dB	>20 dB	>20 dB
POLARIZATION	RHCP	RHCP or LHCP	RHCP
BEAMWIDTH	~26°	~20°	~20°
TERMINAL TYPE	N Female	N Female	N Female
MAX INPUT POWER	50 W	50 W	50 W

MECHANICAL

LENGTH	12.0 in (30.5 cm)	30.0 in (76.2 cm)	12.0 in (30.5 cm)
GROUND PLANE DIAMETER	5.5 in (14.0 cm)	5.5 in (14.0 cm)	5.5 in (14.0 cm)
HOUSING	Polycarbonate	Polycarbonate	Polycarbonate
WEIGHT	1.75 lb (0.8 kg)	2.5 lb (1.3 kg)	1.4 lb (0.6 kg)
MOUNTING	15/8 in (4.1 cm) OD Mast or Wall	15/8 in (4.1 cm) OD Mast or Wall	15/8 in (4.1 cm) OD Mast or Wall