

Product Features

VHF/UHF Models

Description

Our Muldipol line of VHF & UHF dipole antennas have been specifically developed for air traffic control, ground-to-air, ground-air-ground, and naval applications.

TACO Antenna's multiple output antenna design offers the operation of up to four stacked dipoles operating simultaneously within one radome.

Reliable

- Rugged lightweight construction
- Transportable and compact
- Long-term life cycle results in cost savings
- 3 year warranty


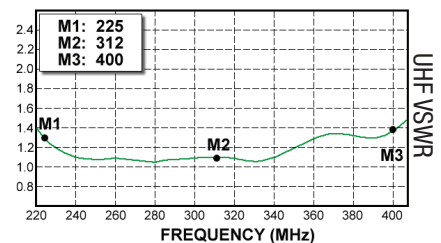
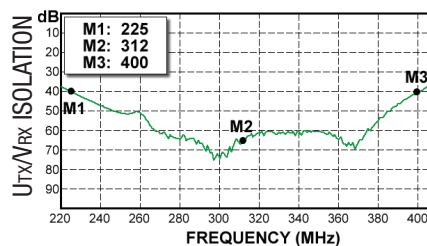
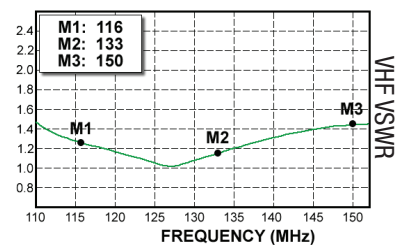
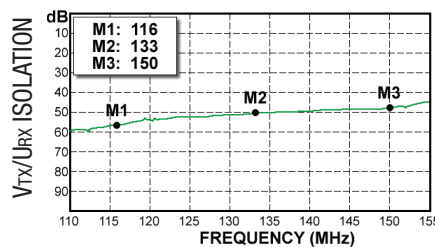
Reduce Footprint

- Multiple outputs
- Combination of VHF & UHF frequencies
- High isolation between antenna elements

Proven Performance

- Used by NATO military forces/defence contractors around the world
- MIL-STD-810F
- Reduced installation time/cost for permanent installations

Model D2213 Electrical Test Results



TACO Antenna's ongoing policy of continuing development may result in specification changes to its products.

TACO ANTENNA

(A division of Wade Antenna, Inc.)
29 Sharp Road, Brantford, Ontario
Canada N3T 5L8
www.tacoantenna.com

GLOBAL SALES

Steve Herrlinger
Tel: 530.263.1140
sherrlinger@tacoantenna.com

EUROPE SALES

Jon Barton
Tel: +44.01480.478770
Cell: +44.07538.737796
jbarton@tacoantenna.com

US SALES

Jeff Kunkle
Tel: 717.975.0885
Toll Free: 866.975.4433
sales@tacoantenna.com
SPEC0032_K01

SPECIFICATIONS

Environmental

- Tested to MIL-STD810F
- Operational Temp -40° to 70°C (-40° to 158°F)

Electrical

- Polarization Vertical
- Omni Directionality within 1 dB
- VSWR (max.) 2:1
- Connector Type "N" Female
- D2295 equipped with lightning rod
- D2296 equipped with LED
- Impedance 50 Ohms
- VHF Applied Power 350 W Continuous; UHF Applied Power 250 W Continuous
- Vertical Beam Deviation ±10° (horizon)

MODEL	NUMBER OF CONNECTORS					GAIN (dBi)	ISOLATION MIN (dB)	HPBW (°)	MAST OD (IN)	LENGTH (IN/CM) T-TOTAL U-UPPER L-LOWER	WEIGHT (LBS/KG)	SECTIONAL	NSN
	FREQUENCY (MHz)												
	VHF			UHF									
	108-174	116-150	138-174	225-400	400-470								
D2118		1		2		2.0	30	75	3	115.8/294.1	13.0/5.9	-	5985-01-186-2740
D2211*	1			1		1.5	-	75	3	104.0/265.5	14.0/6.4	-	5985-01-568-9419
D2213		1		1		2.0	32	75	3	86.0/218.4	10.0/4.5	-	5985-01-149-9091
D2218		2		1		2.0	30	75	3	168.5/427.4	16.5/7.5	-	5985-01-301-5437
D2218A		2		1		2.0	30	75	3	T-170.0/431.8 U-61.0/154.9 L-112.0/284.5	17.0/7.7 4.5/2.0 12.5/5.7	2 PIECE	5985-01-063-1474
D2241	1			1		1.5	41	75	3	106.0/269.3	14.0/6.4	-	-
D2282		2		2		2.0	30	75	3	168.0/427.0	18.0/8.2	-	-
D2295		1		2		2.0	30	75	3	116.6/296.2	23.0/10.4	-	5985-01-383-8620
D2296		2		1		2.0	30	75	3	196.5/499.1	31.0/14.1	-	5985-01-383-8569

*Diplexer, one at a time

WIND LOAD SPECIFICATIONS

MODEL		D2118	D2211	D2213	D2218	D2218A	D2241	D2295	D2296
ANTENNA PROJECTED AREA (ft ²)	NO ICE	1.54	1.42	1.21	2.12	2.21	1.35	1.50	3.01
	1/2" RADIAL ICE	2.40	2.21	1.87	3.37	3.46	2.09	2.35	4.37
BENDING MOMENT (ft-lbs)	*NO ICE	171.4	141.4	97.4	359.1	373.6	125.6	163.0	613.5
	**1/2 RADIAL ICE	70.0	58.1	39.5	148.0	151.9	51.1	66.5	222.3
***SURVIVAL RATING (mph) (NO ICE)		150	150	150	100	-	150	150	-

* Wind Speed = 100MPH

** Wind Speed = 50MPH

*** Safety Factor of 1.65 Included Per TIA-329

TACO Antenna also offers UHF and VHF multiple antenna combinations / options.

Please contact us for further details.

TACO Antenna's ongoing policy of continuing development may result in specification changes to its products.

TACO ANTENNA

(A division of Wade Antenna, Inc.)
29 Sharp Road, Brantford, Ontario
Canada N3T 5L8
www.tacoantenna.com

GLOBAL SALES

Steve Herrlinger
Tel: 530.263.1140
sherrlinger@tacoantenna.com

EUROPE SALES

Jon Barton
Tel: +44.01480.478770
Cell: +44.07538.737796
jbarton@tacoantenna.com

US SALES

Jeff Kunkle
Tel: 717.975.0885
Toll Free: 866.975.4433
sales@tacoantenna.com
SPEC0032_K02