

D2000 Series: Muldipol Military Antennas

VHF Models

Description

Our Muldipol line of VHF & UHF dipole antennas have been specifically developed for air traffic control, ground-to-air, ground-air-ground, and naval applications.

TACO Antenna's multiple output antenna design offers the operation of up to four stacked dipoles operating simultaneously within one radome.

Reliable


- Rugged lightweight construction
- Long-term life cycle results in cost savings
- Transportable and compact
- 3 year warranty

Reduce Footprint

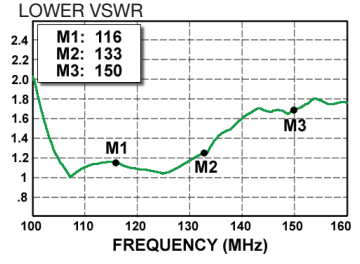
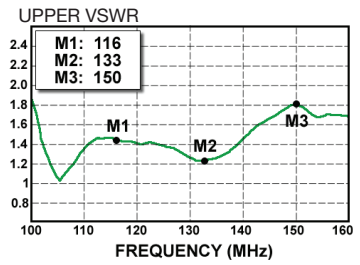
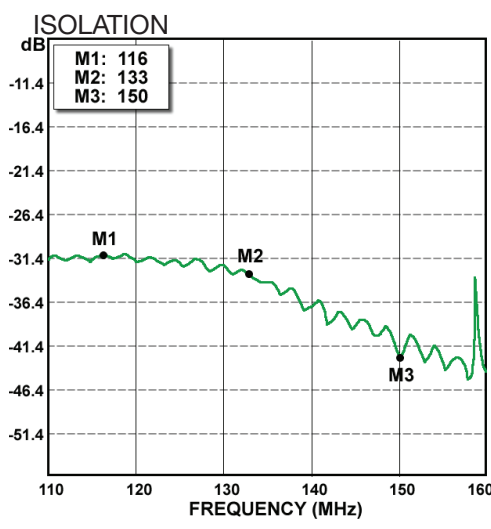
- Multiple outputs
- Combination of VHF frequencies
- High isolation between antenna elements

Proven Performance

- Used by NATO military forces/defence contractors around the world
- MIL-STD-810F
- Reduced installation time/cost for permanent installations



Model D2212 Electrical Test Results



TACO Antenna's ongoing policy of continuing development may result in specification changes to its products.

TACO ANTENNA

(A division of Wade Antenna, Inc.)
29 Sharp Road, Brantford, Ontario
Canada N3T 5L8
www.tacoantenna.com

US SALES

Jeff Kunkle
Tel: 717.975.0885
TF: 866.975.4433
sales@tacoantenna.com

CANADIAN SALES

Tracy Plumstead
Tel: 519.756.7157 ext. 238
TF: 800.463.1607 ext. 238
cansales@tacoantenna.com

EUROPEAN SALES

Jon Barton
Tel: +44.01480.478770
Cell: +44.07538.737796
europesales@tacoantenna.com

GLOBAL SALES

Jeff Kunkle
Tel: 717.975.0885
TF: 866.975.4433
globalsales@tacoantenna.com

SPECIFICATIONS

Environmental

- Tested to MIL-STD810F
- Operational Temp -40° to 70°C (-40° to 158°F)

Electrical

- Polarization Vertical
- Omni Directionality within 1 dB
- VSWR (max.) 2:1
- Connector Type "N" Female
- Impedance 50 Ohms
- Applied Power 350 W Continuous
- Vertical Beam Deviation ±10° (horizon)

MODEL	NUMBER OF CONNECTORS				GAIN (dBi)	ISOLATION MIN (dB)	HPBW (°)	CLAMP ID (IN)	LENGTH (IN/CM) T-TOTAL U-UPPER L-LOWER	WEIGHT (LBS/KG)	SECTIONAL	NSN
	FREQUENCY (MHz)											
	108-174	116-150	118-136	150-174								
D2212		2			2.0	30	75	3	153.8/390.7	14.0/6.4	-	5985-01-315-7443
D2212A				2	2.0	30	75	3	121.4/308.4	12.5/5.7	-	-
D2216		1			2.0	-	75	1.5-3	54.5/138.4	5.5/2.5	-	5985-01-050-7522
D2260			3		2.0	27	75	3	T-196.5/499.1 U-140.0/355.6 L-56.5/143.5	25.0/11.3	2 PIECE	5985-01-438-1459
D2260-A				3	2.0	27	75	3	T-193.5/491.5 U-131.0/332.7 L-62.5/158.8	25.0/11.3	2 PIECE	-
D2268	1				5.5	-	25	3	200.0/508.0	23.3/10.6	-	-

WIND LOAD SPECIFICATIONS

MODEL		D2212	D2212A	D2216	D2260	D2260A	D2268
ANTENNA PROJECTED AREA (ft ²)	NO ICE	1.95	1.61	0.55	2.58	2.57	3.30
	1/2" RADIAL ICE	3.07	2.53	0.93	3.94	3.93	4.80
BENDING MOMENT (ft-lbs)	*NO ICE	296.2	191.6	31.5	518.5	514.7	733.7
	**1/2" RADIAL ICE	121.3	78.9	13.4	201.9	201.1	267.9
***SURVIVAL RATING (mph) (NO ICE)		110	140	150	-	-	120

* Wind Speed = 100MPH

** Wind Speed = 50MPH

*** Safety Factor of 1.65 Included Per TIA-329

TACO Antenna can also offer UHF and combined VHF/UHF multiple antenna combinations / options.
Please contact us for further details.

TACO Antenna's ongoing policy of continuing development may result in specification changes to its products.

TACO ANTENNA

(A division of Wade Antenna, Inc.)
 29 Sharp Road, Brantford, Ontario
 Canada N3T 5L8
www.tacoantenna.com

US SALES

Jeff Kunkle
 Tel: 717.975.0885
 TF: 866.975.4433
sales@tacoantenna.com

CANADIAN SALES

Tracy Plumstead
 Tel: 519.756.7157 ext. 238
 TF: 800.463.1607 ext. 238
cansales@tacoantenna.com

EUROPEAN SALES

Jon Barton
 Tel: +44.01480.478770
 Cell: +44.07538.737796
europesales@tacoantenna.com

GLOBAL SALES

Jeff Kunkle
 Tel: 717.975.0885
 TF: 866.975.4433
globalsales@tacoantenna.com