

## D2000 Series: Muldipol Military Antennas

### UHF Models

#### Description

Our Muldipol line of UHF dipole antennas have been specifically developed for air traffic control, ground-to-air, ground-air-ground, and naval applications.

TACO Antenna's multiple output antenna design offers the operation of up to four stacked dipoles operating simultaneously within one radome.

#### Reliable


- Rugged lightweight construction
- Transportable and compact
- Long-term life cycle results in cost savings
- 3 year warranty

#### Reduce Footprint

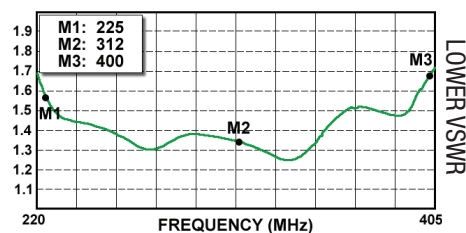
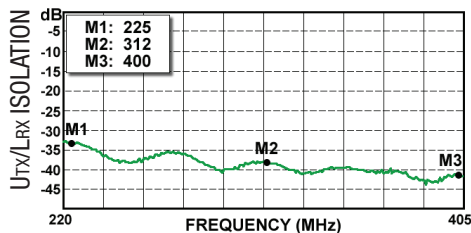
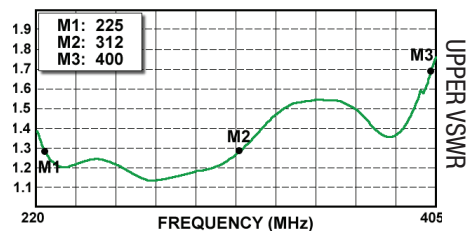
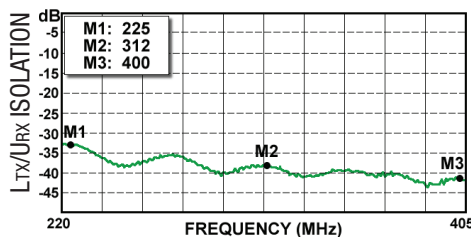
- Multiple outputs
- Combination of UHF frequencies
- High isolation between antenna elements

#### Proven Performance

- Used by NATO military forces/defence contractors around the world
- MIL-STD-810F
- Reduced installation time/cost for permanent installations



## Model D2214 Electrical Test Results



TACO Antenna's ongoing policy of continuing development may result in specification changes to its products.

### SPECIFICATIONS

#### Environmental

- Tested to MIL-STD810F
- Operational Temp -40° to 70°C (-40° to 158°F)

#### Electrical

- Polarization Vertical
- Omni Directionality within 1 dB
- VSWR (max.) 2:1
- Connector Type "N" Female
- Impedance 50 Ohms
- UHF Applied Power 250 W Continuous
- Vertical Beam Deviation ±10° (horizon)

MODEL	NUMBER OF CONNECTORS			GAIN (dBi)	ISOLATION MIN (dB)	HPBW (°)	CLAMP ID (IN)	LENGTH (IN/CM)	WEIGHT (LBS/KG)	NSN
	FREQUENCY (MHz)									
	225-400	400-470	400-500							
D2214	2			2.0	30	75	3	85.8/217.9	10/4.5	5985-01-287-7682
D2217	1			2.0	N/A	75	1.5-3	32.5/81.9	4/1.8	5985-01-129-7691
D2219	3			2.0	30	75	3	114.5/290.2	13/5.9	5985-01-154-7328
D2221	4			1.5	30	75	3	170.3/432.6	17.0/7.7	5985-01-315-5472
D2236		1		6.5	N/A	22	3	84.0/213.4	18/8.2	-
D2262	1			4.5	N/A	40	1.5-3	68.0/172.7	13/5.9	-
D2263	1			6.5	N/A	20	3	134.5/341.0	20/9.1	-
D2266	1			9.5	N/A	11	3	200.0/508.0	32/14.5	-
D2266D	2			5.5	30	25	3	200.0/508.0	32/14.5	-
D2274A	2			2.0	30	75	1.5-3	88.8/225.5	11/5.0	-
D2288			4	1.5	30	75	3	114.5/290.2	13/5.9	-

### WIND LOAD SPECIFICATIONS

MODEL		D2214	D2217	D2219	D2221	D2231	D2236	D2262	D2263	D2266	D2266D	D2274A	D2288
ANTENNA PROJECTED AREA (ft <sup>2</sup> )	NO ICE	1.21	0.32	1.61	2.12	1.58	1.62	1.00	1.57	3.30	3.30	1.31	1.54
	1/2" RADIAL ICE	1.87	0.54	2.53	3.37	2.47	2.36	1.45	2.45	4.80	4.80	1.92	2.40
BENDING MOMENT (ft-lbs)	*NO ICE	97.4	10.5	191.6	359.1	182.9	165.3	72.2	179.9	733.7	733.7	122.5	171.4
	**1/2" RADIAL ICE	39.5	4.6	78.9	147.9	74.6	61.1	26.9	73.4	267.9	267.9	45.3	69.9
***SURVIVAL RATING (mph) (NO ICE)		150	150	140	100	145	150	150	145	120	120	150	150

\* Wind Speed = 100MPH

\*\* Wind Speed = 50MPH

\*\*\* Safety Factor of 1.65 Included Per TIA-329

TACO Antenna also offers VHF and combined VHF/UHF multiple antenna combinations / options.

*Please contact us for further details.*

TACO Antenna's ongoing policy of continuing development may result in specification changes to its products.