



CONNECT UP TO THREE RADIOS TO A SINGLE ANTENNA

Save Space

A single TACO MULTIPOL can connect up to three radios in one antenna, making for cleaner towers and reduced interference.

Save Time

Fewer antennas to install and service saves time, now and over the long term.

Save Money

Fewer masts required, less weatherproofing, lower maintenance costs.



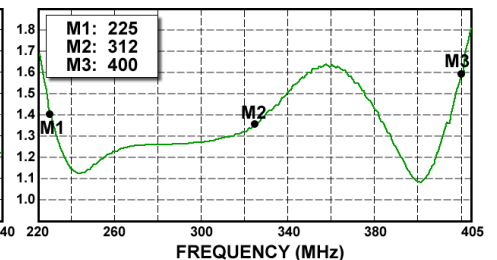
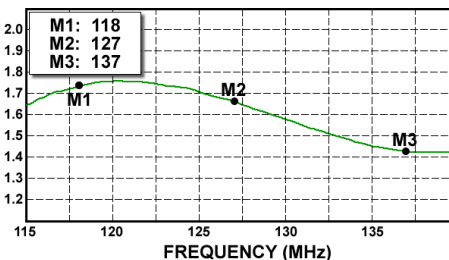
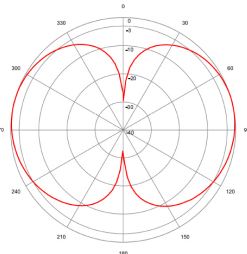
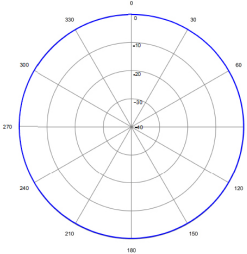
Civil Aviation Models: D5000 Series

The MULTIPOLTM Multiple Dipole Collinear Array concept has been specifically developed by TACO for ground-air-ground, air traffic control and associated vehicular and base communications applications. The MULTIPOLTM has a high degree of isolation between elements within a closely spaced array. The result is a small, rugged, easy to install antenna. A minimum of 30 dB isolation is realized between any two elements in every MULTIPOLTM model. The low profile and resulting decrease in the number of antennas required at any tower site also gives a much improved radiation pattern coverage.

Features

- . Rugged lightweight construction
- . Transportable and compact
- . Combination of UHF and VHF
- . High isolation between antenna elements
- . Aluminum Base
- . DC Grounded Dipoles

TYPICAL D5076 & D5077 PATTERNS



SPECIFICATIONS

Environmental

- Designed to meet MIL-STD-810G
- Operating Temp. -40° to 70°C (-40° to 158°F)
- RoHS and REACH Compliant

Electrical

- Vertical Polarization
- Omni-directionality within 1 dB
- VSWR Max 1.9, Typical 1.5
- Cross Pol Suppression 20dB
- Impedance 50 Ohms
- Applied Power: VHF 350W,UHF 250W
- Typical Vertical Beam Deviation ± 10° (horizon)
- 'N' Female connectors

VHF 118-137 MHz	MODEL	NUMBER OF CONNECTORS		GAIN dBi	ISOLATION MIN (dB)	HPBW (°)		MAST RANGE in/cm		ANTENNA LENGTH in/cm	ANTENNA WEIGHT lb/kg	NSN
		Frequency 118-137 MHz				Horz	Vert	Min ID	OD			
	D5061-A-1	1		4.0	N/A	360	40	1.5/3.8	2.875/7.3	137.3/348.7	15.5/7.0	5985-01-050-7525
	D5072	2		2.0	30	360	75	2.375/6.0	2.875/7.3	153.3/389.4	18.3/8.3	5985-01-053-5108
	D5072-BC	2		2.0	30	360	75	2.375/6.0	2.875/7.3	156.6/397.8	18.5/8.4	
	D5076	1		2.0	N/A	360	75	1.5/3.8	1.66-2.875/ 4.2-7.3	55.5/141.0	5.5/2.5	5985-01-050-7522

UHF 225-400 MHz	MODEL	NUMBER OF CONNECTORS		GAIN (dBi)	ISOLATION MIN (dB)	HPBW (°)		MAST RANGE in/cm		ANTENNA LENGTH in/cm	ANTENNA WEIGHT lb/kg	NSN
		Frequency 225-400 MHz				Horz	Vert	Min ID	OD			
		D5062-A	1		4.0	N/A	360	40	1.5/3.8	1.66-2.875/ 4.2-7.3	72.2/183.4	6.5/2.9
	D5074	2		2.0	30	360	75	2.375/6.0	2.875/7.3	85.0/215.9	6.5/2.9	5985-01-050-7523
	D5074-BC	2		2.0	30	360	75	2.375/6.0	2.875/7.3	87.9/223.3	6.7/3.0	
	D5077	1		2.0	N/A	360	75	1.5/3.8	1.66-2.875/ 4.2-7.3	30.1/76.5	4.5/2.0	5985-01-050-7521

VHF 118-137/UHF 225-400 MHz	MODEL	NUMBER OF CONNECTORS		GAIN (dBi)	ISOLATION MIN (dB)	HPBW (°)		MAST RANGE in/cm		ANTENNA LENGTH in/cm	ANTENNA WEIGHT lb/kg	NSN
		Frequency (MHz)				Horz	Vert	Min ID	OD			
		118-137	225-400									
	D5071	1	2	2.0	30	360	75	2.375/6.0	2.875/7.3	111.7/283.7	14.0/6.4	
	D5073	1	1	1.5	30	360	75	2.375/6.0	2.875/7.3	85.0/215.9	7.5/3.4	5985-01-050-7524
	D5073-BC	1	1	2.0	30	360	75	2.375/6.0	2.875/7.3	87.9/223.3	7.7/3.5	

BC - Bird Cap

NOTE: Lightning Rod option available on some models.

WIND LOADING





MODEL		D5061-A-1	D5072	D5072-BC	D5076	
VHF	PROJECTED AREA - ft ² (m ²)	NO ICE	2.21 (0.21)	2.46 (0.23)	2.50 (0.23)	0.69 (0.06)
		½" RADIAL ICE	3.19 (0.30)	3.53 (0.33)	3.59 (0.33)	1.10 (0.10)
	BEND MOMENT ft-lbs (Nm)	*NO ICE	327.5 (444.0)	408.1 (553.4)	419.4 (568.7)	37.6 (51.0)
		**1/2" RADIAL ICE	119.0 (161.4)	148.2 (118.7)	152.7 (207.0)	15.7 (21.3)
***SURVIVAL RATING – mph (kph) (NO ICE)		150 (240)	150 (240)	150 (240)	150 (240)	

MODEL		D5062-A	D5074	D5074-BC	D5077	
UHF	PROJECTED AREA - ft ² (m ²)	NO ICE	0.87 (0.08)	1.01 (0.09)	1.03 (0.10)	0.42 (0.04)
		½" RADIAL ICE	1.40 (0.13)	1.61 (0.15)	1.65 (0.15)	0.66 (0.06)
	BEND MOMENT ft-lbs (Nm)	*NO ICE	63.2 (85.7)	87.5 (118.7)	92.1 (124.9)	11.8 (16.0)
		**1/2" RADIAL ICE	63.2 (85.7)	36.2 (49.0)	38.2 (51.9)	4.9 (6.6)
***SURVIVAL RATING – mph (kph) (NO ICE)		150 (240)	150 (240)	150 (240)	150 (240)	

MODEL		D5071	D5073	D5073-BC	
VHF/UHF	PROJECTED AREA - ft ² (m ²)	NO ICE	1.81 (0.17)	1.01 (0.09)	1.03 (0.10)
		½" RADIAL ICE	2.62 (0.24)	1.61 (0.15)	1.65 (0.15)
	BEND MOMENT ft-lbs (Nm)	*NO ICE	406.9 (551.7)	87.5 (118.7)	92.1 (124.9)
		**1/2" RADIAL ICE	147.9 (200.5)	36.2 (49.0)	38.2 (51.9)
***SURVIVAL RATING – mph (kph) (NO ICE)		150 (240)	150 (240)	150 (240)	

* Wind Speed = 100 mph
 ** Wind Speed = 50 mph
 *** Safety Factor of 1.65 Included Per TIA-329

MULDIPOLTM OPTIONS *Please contact us to learn more about these specialized models.*

Obstruction Light & Lightning Rod Series	D8000 Arctic Series	M2G Shipboard Series
  <ul style="list-style-type: none"> US FAA, European CE, International ICAO & Transport Canada compliant 	 <p>Reykjavik Iceland Installation</p> <ul style="list-style-type: none"> Exceptional performance VHF with reduced ice accretion 	 <ul style="list-style-type: none"> Double mast clamp specifically for stability at sea. Currently installed on vessels all over the world

TACO Antenna's ongoing policy of continuing development may result in specification changes to its products.